


MILANO - GERLACH & C. - MILANO



N. 16 - Carro naspo con ingranaggio.



Pompa ad aria.

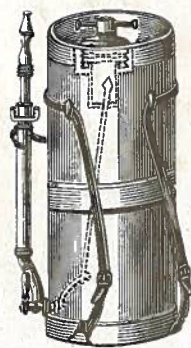
MODELLO
MILANO



Elmo di gala.



Elmo di fatica.



Estintore.



Cintura C.2 11 1/2 cm. gancio 22 cm.

GERLACH & C.
MILANO

Foro Bonaparte, 16^a

CASE
HANNOVER - LISBONA

FILIALI
MILANO - GENOVA

TELEGRAMMI CELI
Telefono 758

Premiati alle Esposiz. di Vienna 1890 Palermo 1891-92 Milano 1894
• Cagliari 1901 •

—• PREMIO SPECIALE del Ministero di Agricoltura, Industria e Commercio

MACCHINE
ED ATTREZZI

PRESENTATI

— E —

PROVATI NEL

CASTELLO
SFORZESCO

IL 2 GIUGNO 1902



GERLACH & C.

MILANO

CONCESSIONARI

delle Fabbriche:

R. GERMACK - TEPLITZ

POMPE A VAPORE ED A MANO PER INCENDIO

MACCHINE ED ATTREZZI

PER SERVIZI PUBBLICI E STRADALI

POMPE E BOTTI PER INNAFFIAMENTO E PER POZZI NERI

APPARECCHI DI DISINFEZIONE

I. G. LIEB - BIBERACH

SCALE AEREE MECCANICHE

CARRI ATTREZZI - CARRI NASPI

CARRI E SCALE PER SERVIZI ELETTRICI

CARRI PER SERVIZI SANITARI E DI SOCCORSO

ESTINTORI - POMPE AD ARIA

ATTREZZI D'EQUIPAGGIAMENTO E DI SALVATAGGIO


LANTERNE - CINTURE - ELMI - DISTINTIVI



MILANO - GERLACH & C. - MILANO


Pompa a vapore „DANUBIA“

2 cilindri - 800 litri




Pompa a vapore „GULIVER„

1 cilindro - 380 litri




MILANO · GERLACH & C. · MILANO

Pompa a mano „INNSBRUCK“ 360 litri




Pompa a mano „EXCELSIOR“ 180 litri



MILANO · GERLACH & C. · MILANO


Pompa a mano „PARIS“ 260 litri

trainata a mano.



Pompa a mano „PARIS“ 260 litri

trainata da Cavalli.




Scale
girevoli




J.G. Lieb, Biberach.

N. 30 - 3 ruote.




N. 32 - 4 ruote.




J.G. Lieb, Biberach.

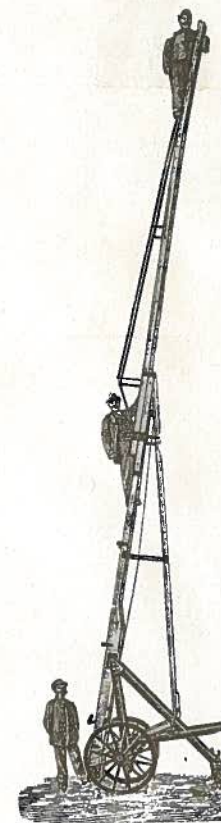
N. 31 - 4 ruote - Posizione per trasporto.



Scala 14.^a



Scala 13^{dd}



Scala 12.^a sviluppata.